

**BAHRAIN COMMERCIAL FACILITIES
COMPANY BSC**

Half Yearly Quantitative Public Disclosures

At 30 June 2018

Bahrain Commercial Facilities Company BSC

Half Yearly Quantitative Public Disclosures for the six months period ended 30 June 2018

Executive Summary

The financial information presented in this report are in addition to information presented in the condensed consolidated financial information for the six months period ended 30 June 2018

This financial information includes additional quantitative disclosures at 30 June 2018 which were provided in the audited annual financial statements at 31 December 2017, in order to comply with the Public Disclosure Module of the Central Bank of Bahrain (CBB).

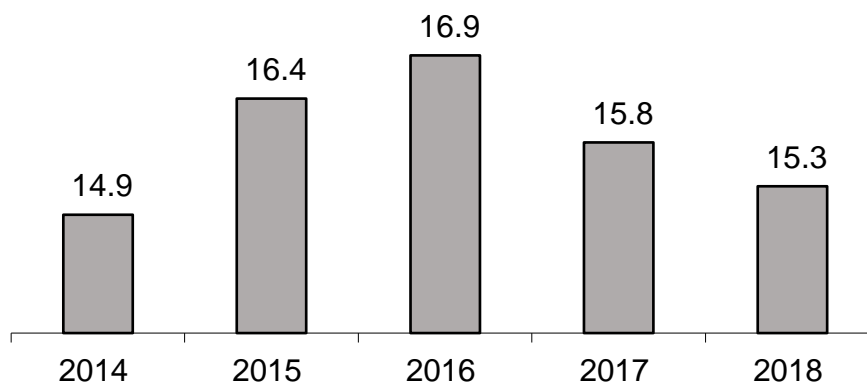
The financial information has been prepared using the same accounting policies and methods of computation applied in the preparation of the latest audited financial statements for the year ended 31 December 2017, except for application of IFRS 9 which is described in Note 3 of the interim condensed consolidated financial statements for the six months ended 30 June 2018.

Bahrain Commercial Facilities Company BSC

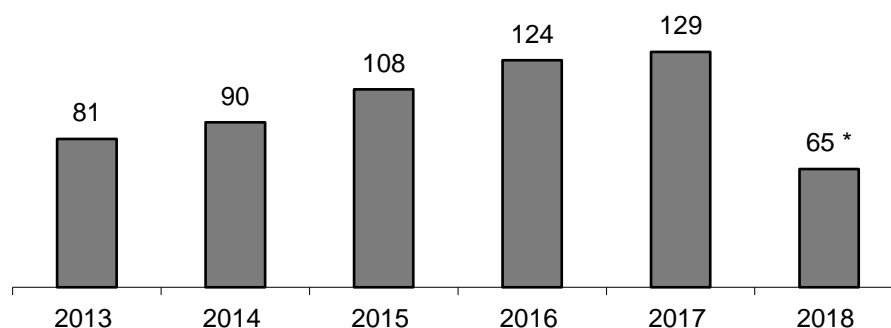
Half Yearly Quantitative Public Disclosures for the period ended 30 June 2018

1. FINANCIAL HIGHLIGHTS

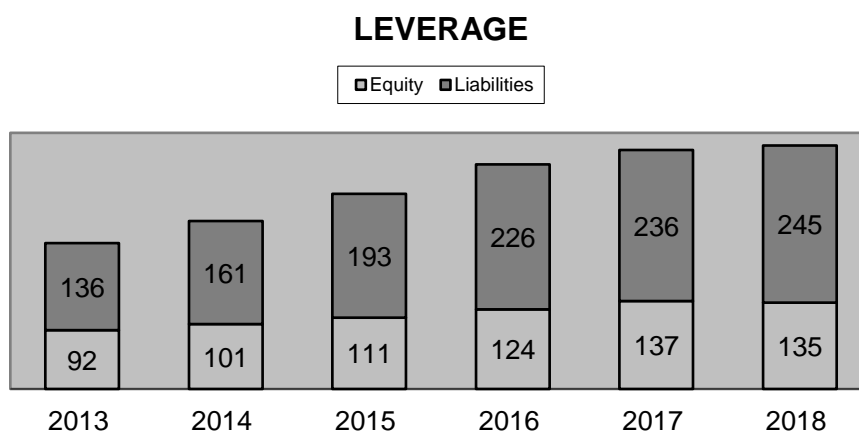
A) Return on average equity (%):



B) Earning per share (fils)



C) Debt equity (BD million)



*Earnings per share for 2018 is based on the net profit for the six months ended 30 June 2018.

Bahrain Commercial Facilities Company BSC

Half Yearly Quantitative Public Disclosures for the period ended 30 June 2018

Bahraini dinars thousands

D) SHARE CAPITAL

Authorised share capital	30-Jun-18
500,000,000 shares of 100 files each	50,000
Issued and fully paid	30-Jun-18
At 1 January 2018	16,335
At 30 June 2018	16,335
Treasury shares 2,206,891 shares	599
Share capital	30-Jun-18
Treasury shares	16,335
Statutory reserve	(599)
Other reserves	33,542
Retained earnings	28,320
Total Capital	57,324
	134,922

The Company's memorandum of association allows it to hold up to 10% of its own issued shares as treasury shares.

2. CREDIT RISK

Credit risk is the risk of financial loss to the Group if a customer or counterparty to a financial instrument fails to meet its contractual obligation. The Group is principally exposed to credit risk on cash and cash equivalents, loans and advances to customers, trade receivables and other assets. The maximum credit risk is the carrying value of the assets.

Management of credit risk

The Group's credit risk management framework includes:

- Establishment of authorisation structure and limits for the approval and renewal of credit facilities;
- Reviewing and assessing credit exposures in accordance with authorisation structure and limits, prior to facilities being committed to customers. Renewals and reviews of facilities are subject to the same review process;
- Diversification of lending activities;
- Reviewing compliance, on an ongoing basis, with agreed exposure limits relating to counterparties and reviewing limits in accordance with risk management strategy and market trends.

Bahrain Commercial Facilities Company BSC

Half Yearly Quantitative Public Disclosures for the period ended 30 June 2018

Bahraini dinars thousands

2. Credit risk (continued)

All loans and advances are with local individuals and locally incorporated entities. The credit risk on these loans and advances is actively managed and rigorously monitored in accordance with well-defined credit policies and procedures. The creditworthiness of each borrower is evaluated prior to lending and with a comprehensive review of information which includes the Credit Bureau report. The Group is also subject to single obligor limits as specified by the Central Bank of Bahrain. Credit review procedures are in place to identify at an early stage exposures which require more detailed monitoring and review. Appropriate procedures for follow-up and recovery (including recourse to legal action) are in place to monitor the credit risk on loans and advances.

Exposure to credit risk

The Group is not exposed to any significant concentration of credit risk arising from exposures to a single debtor or debtors having similar characteristics such that their ability to meet their obligations is expected to be affected similarly by changes in economic or other conditions. Regular audits of business units and Group credit processes are undertaken by the Internal Audit department.

The Group measures its exposure to credit risk by reference to the gross carrying amount of financial assets less amounts offset, interest suspended and impairment losses for expected credit loss, if any. The maximum credit risk exposure of the loans and advances is the carrying value amount net of the deferred income and net of expected credit loss.

	30-Jun-18
Stage 3 – Specifically assessed loans	
Gross amount	806
Expected credit loss	(481)
Net amount	325
Stage 1, 2 and 3 - Collectively assessed loans	
Stage 1 - 12 month	279,472
Stage 2 - lifetime - not credit impaired	11,716
Stage 3 – lifetime - credit impaired	23,074
Expected credit loss	(16,461)
Net amount	297,801
Net loans and advances to customers	298,126

Stage 3 – Specifically provided loans

The Group considers evidence of impairment for all individually significant loans and advances which are assessed for impairment on a specific basis.

Stage 1, 2 and 3 - Collectively assessed loans

The Group applies a three-stage approach to measuring expected credit losses (ECL) on financial assets carried at amortised cost and debt instruments classified as FVOCI. Financial assets

Bahrain Commercial Facilities Company BSC

Half Yearly Quantitative Public Disclosures for the period ended 30 June 2018

Bahraini dinars thousands

2. Credit risk (continued)

migrate through the following three stages based on the change in credit quality since initial recognition.

- Stage 1: 12-month ECLs: these are ECLs that result from possible default events within the 12 months after the reporting date; and
- Stage 2 lifetime ECLs - not credit impaired: these are ECLs that result from all possible default events over the expected life of a financial instrument. Includes financial assets that have had a significant increase in credit risk since initial recognition but that do not have objective evidence of impairment.
- Stage 3 lifetime ECLs - credit impaired: these are ECLs that result from all possible default events over the expected life of a financial instrument. Includes financial instruments that have objective evidence of impairment at the reporting date.

Past due but not impaired loans and advances include those for which contractual interest and principal payments are past due but the Group believes that impairment is not appropriate on the basis of level of security and collateral available and/ or in the process of collecting the amounts owed to the Group.

Aging analysis of past due loans and advances to customers as follows:

	Retail	Corporate	Total
1-30 days	22,399	934	23,333
31-60 days	10,548	1,069	11,617
61-89 days	8,164	611	8,775
90 days – 1 year	7,596	152	7,748
1 year – 3 years	2,493	106	2,599
More than 3 years	642	6	648

	Retail	Corporate	Total
Gross loans and advance	283,281	31,787	315,068
Collectively assessed ECL	(15,557)	(904)	(16,461)
Specifically assessed ECL	(27)	(454)	(481)
Net loans and advances	267,697	30,429	298,126

	Bahrain	Kurdistan	Total
1-30 days	23,333	-	23,333
31-60 days	11,617	-	11,617
61-89 days	8,775	-	8,775
90 days – 1 year	7,746	2	7,748
1 year – 3 years	2,442	157	2,599
More than 3 years	648	-	648

Bahrain Commercial Facilities Company BSC

Half Yearly Quantitative Public Disclosures for the period ended 30 June 2018

Bahraini dinars thousands

2. Credit risk (continued)

	Bahrain	Kurdistan	Total
Gross loans and advance	314,909	159	315,068
Collectively assessed ECL	(16,302)	(159)	(16,461)
Specifically assessed ECL	(481)	-	(481)
Net loans and advances	298,126	-	298,126

At 30 June 2018, the total gross amount of non-performing loans as defined by the CBB was BD 10,995. In compliance with the CBB requirements, interest on non-performing loans is placed on a non-accrual status and interest on such loans and advances is reversed from income and is accounted for on a cash basis.

During the period ended 30 June 2018, the average gross credit exposure for cash and balances with banks is BD 4,222, loans and advances to customers is BD 294,097, trade and other receivables is BD 6,867 and unutilised credit limit is BD 27,182. Such amounts are calculated based on the average of last four quarterly results.

At the reporting date, the loans and advances to customers represent 49% vehicle, 19% mortgage, 22% unsecured lending and 10% credit card lending.

The below table show the geographic distribution of exposure as of 30 June 2018:

	Bahrain	Kurdistan	Total
Gross Exposure			
Cash and balances with banks	5,430	2	5,432
Loans and advances to customers	314,909	159	315,068
Trade receivables	7,777	355	8,132
Other Assets	672	3	675
Less: ECL on loans and advances to customers	(16,783)	(159)	(16,942)
Less: ECL on trade receivable	(1,045)	(355)	(1,400)
Net Exposure	310,960	5	310,965
Unutilised credit limit	27,917	-	27,917

Impaired loans and advances

Impaired loans and advances are financial assets for which the Group determines that it is probable that it will be unable to collect all principal and interest due according to the contractual terms of the agreements.

The Group's exposure to credit risk from loans and trade receivables from automotive business is influenced mainly by the individual characteristics of each customer. Loans which are past due 90 days and above are considered as non-performing.

Bahrain Commercial Facilities Company BSC

Half Yearly Quantitative Public Disclosures for the period ended 30 June 2018

Bahraini dinars thousands

2. Credit risk (continued)

The Group has established policies and procedures under which each customer is analyzed individually for creditworthiness. At the period end, trade receivables of BD 2,543 were past due against which the Company have provided for BD 1,387 as an impairment allowance. Substantially all commercial past due receivables are less than one year.

Loans with renegotiated terms and the Group's forbearance policy

Loans with renegotiated terms are loans that have been restructured due to deterioration in the borrower's financial position, where the Group has made concessions by agreeing to terms and conditions that are more favourable for the borrower than the Group has provided initially.

The Group implements forbearance policy in order to maximise collection opportunities and minimise the risk of default. Under the Group's forbearance policy, loan forbearance is granted on a selective basis in situation where the debtor is currently in default on its debt, or where there is a high risk of default, there is evidence that the debtor made all the reasonable effort to pay under the original contractual terms and it is expected to be able to meet the revised terms.

The revised terms usually include extending maturity, changing timing of interest payments and amendments to the terms of loan covenants. Both retail and corporate loans are subject to the forbearance policy. The Group Audit Committee regularly review reports on forbearance activities. During the period ended 30 June 2018, loans and advances amounting to BD 2,587 were restructured.

Write-off policy

The Group writes off any loans (and any related allowances for impairment) when the loans are deemed to be uncollectible.

Collateral

The Group generally holds collateral against loans which may be in the form of mortgage interests over property with custody of title deeds, joint registration of vehicles and/or additionally post dated cheques/promissory notes and personal guarantees.

As at 30 June 2018, loans amounting to BD 172,497 were fully collateralized and loans amounting to BD 36,465 was partly collateralized with a collateral value of BD 30,463.

Management estimates the fair value of collaterals and other security enhancements held against individually impaired loans are reasonably sufficient to cover the value of such loans at the reporting date. The Group monitors concentrations of credit risk by product.

As at 30 June 2018, the Group obtained assets of BD 1,963 by taking possession of collateral held as security against loans and advances.

Credit risk concentration

Credit risk concentration of loans at the reporting date represents 90% retail loans and 10% to corporate customers and trade receivables represent mainly corporate customers.

As at 30 June 2018, the unutilized credit limit for corporate and retail customers was 10% and 90% respectively.

Bahrain Commercial Facilities Company BSC

Half Yearly Quantitative Public Disclosures for the period ended 30 June 2018

Bahraini dinars thousands

2. Credit risk (continued)

Settlement risk

The Group's activities may give rise to risk at the time of settlement of transactions and trades. Settlement risk is the risk of loss due to the failure of a counter party to honour its obligations to deliver cash, securities or other assets as contractually agreed.

Derivative related credit risk

Credit risk in respect of derivative financial instruments arises from the potential for a counterparty to default on its contractual obligations and is limited to the positive market value of instruments that are favourable to the Group which are included in other assets. The positive market value is also referred to as the "replacement cost" since it is an estimate of what it would cost to replace transactions at prevailing market rates if a counterparty defaults. The Group's derivative contracts are entered into with other financial institutions.

Credit risk related to trade receivables

Credit risk related to trade receivables arises from the potential for a counterparty to default from repayment of their dues. The Group has established an appropriate authorisation structure with limits for the approval and renewal of credits.

3. CAPITAL MANAGEMENT

The Group's policy is to maintain a strong capital base. The Central Bank of Bahrain sets and monitors capital requirements for the Group. The conventional financing company license granted by the Central Bank of Bahrain limits borrowings to five times the capital and reserves (shareholders' equity) of the Company. Such rate for the Group was 1.82 as at 30 June 2018.

4. MATURITY PROFILE

The maturity profile of the Group's financial assets and liabilities based on the expected repayment arrangements is given below. The contractual maturities of assets and liabilities are not significantly different from the expected repayment dates.

	Within 1 Year	1 year to 5 years	5 year to 10 years	10 year to 20 years	Total
ASSETS					
Cash and balances with banks	5,432	-	-	-	5,432
Loans and advances to customers	109,612	155,356	31,906	1,252	298,126
Trade receivables	6,732	-	-	-	6,732
Other assets	675	-	-	-	675
	122,451	155,356	31,906	1,252	310,965
LIABILITIES					
Bank overdrafts	112	-	-	-	112
Trade and other payables	17,299	-	-	-	17,299
Bank term loans	53,762	131,215	-	-	184,977
Bonds issued	19,954	19,981	-	-	39,935
	91,127	151,196	-	-	242,323

The maturity profile is monitored by the management to ensure adequate liquidity is maintained.